



## Elite

### Meubles à vin

#### GENERAL FEATURES

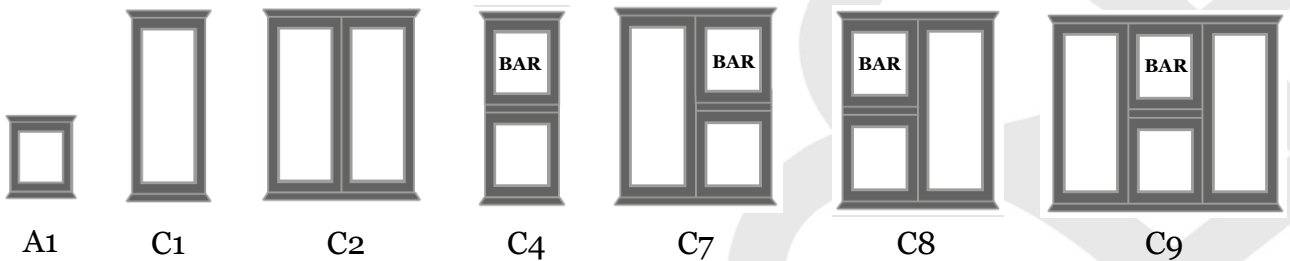
The ELITE cabinet range is the result of a partnership between EuroCave, inventor of the wine cabinet in 1975, and a three generation family-run business of expert craftsmen specializing in high end cabinetry.

- Solid wood
- Compatible with Pure, Revelation and the EuroCave Pro 2-Temp model.
- Available in glazed door or solid door.



#### CONFIGURATIONS AND SHADES

##### 7 possible configurations




##### 2 types and 8 shades of wood


##### Solid Oak



Chocolate Oak



Cognac Oak




Light Oak


##### Solid Beech




Black Beech



White Beech



Mahogany Beech



Elm Beech



Nature Beech

##### Weight and dimensions without packaging

Model	H x W x D in mm	Weight in kg
A1	1097 x 845 x 785	50
C1	1984 x 853 x 772	65
C2	1984 x 1623 x 772	125
C4	1984 x 853 x 772	100
C7	1984 x 1623 x 772	159
C8	1984 x 1623 x 772	159
C9	1984 x 2393 x 772	217